

Diablo Blue

June, 2002



The Monthly Newsletter of the Diablo Valley PC User's Group

June 6, 2002 Meeting Announcement SnagIt and IRISPen II Scanner

The June DVPC meeting is going to be a multi-header. We'll see a demonstration of TechSmith's SnagIt, the leading screen capture software. SnagIt lets you capture what you need from your computer screen, crop, edit, and annotate images as you capture them, then print or save or send captured images to anyone, anywhere. We'll then see a demonstration of the IRISPen II, a pen-sized scanner that allows you to enter data (text, numbers, bar codes, and handwritten numbers) into any Windows or Mac application. What you get is real editable text, right at the cursor position. The IRISPen II scanner is a product of I.R.I.S., a leading OCR products vendor. Both products will be demonstrated by our own President and Program Chair, Alan Mildwurm. Alan will also show some of the things X10's XRay Vision software can do. Nick Chase will also show some of the neat thing he is doing on his PC.

DVPC meetings are held in the lobby conference room in Building B at the Bank of America Technology Center office complex in Concord, located near the northeast corner of Clayton Road at Galindo (see the Map to Monthly Meetings on page 15). Please use the entrance that's on the east side near the southeast corner of the building. Doors open at 6:00 p.m. and the meeting starts at 7:00 p.m.

The New Users SIG holds its meetings at 6:30 p.m. prior to the regular DVPC monthly meeting on the first Thursday of each month at Bank of America building B. We discuss whatever is confusing or puzzling new PC users. If you are a new user of PCs who would like to meet with other new users — and some experienced users who can answer your questions as well — then join us at the New Users SIG meetings at 6:30 p.m. prior to each DVPC monthly meeting.

We'll also have the Networking Table from 6:30 to 7:00; if you have something to sell or trade, need technical help, or just want to exchange views, visit the Networking Table. We will have one of our pre-meeting games, with a great prize for the winner! Also, as usual, we'll have library disks and those great DVPC mugs (version 2) for sale, SIG news, and some of our usual great door prizes.

What's Inside

Curmudgeon's Corner <i>Walt Parsons</i>	Page 2
Computer Reboots Tip <i>Ron Ogg</i>	Page 2
.NET SIG Kick-Off Meeting <i>Ted Armstrong</i>	Page 2
SIG News <i>Nick Chase</i>	Page 4
DVPC Board Meeting Minutes <i>Tom Krauss</i>	Page 6
California Copy Source Ad	Page 6
Email Meeting Notification	Page 7
Windows Temp Folder Tip <i>Walt Parsons</i>	Page 8
Switch to the <i>Diablo Blue</i> Web Edition	Page 8
Google Keyboard Shortcuts <i>Ron Ogg</i>	Page 9
Fixing IE 6 TIF File Prompt Problem <i>Ron Ogg</i>	Page 10
Special Raffle Promotion	Page 10
Is It Really a Hoax??? <i>Dick Curry</i>	Page 11
KartOO <i>Ron Ogg</i>	Page 11
Outlook Tip <i>Ron Ogg</i>	Page 12
'No to All' Prompt Tip <i>Ron Ogg</i>	Page 12
Outlook Express X-Ray <i>George Griffin</i>	Page 12
Computer Crossword <i>Craig Peterson</i>	Page 13
Information About DVPC	Page 14
Membership Application	Page 15
Directions and Map to DVPC Meetings	Page 15
DVPC Calendar	Page 16

President's Corner

by [Alan Mildwurm](#) DVPC

As we are being assaulted by out of town friends and guests and the home office remodel is underway (good riddance old wallpaper) and as usual I am writing this at the last moment, let me combine a short meeting announcement with a review...

Nick will show us some of the neat things he is playing with on his computer and I will do the SNAGIT and IRISPen II demo which were originally planned for last month. In July (on the 11th since the 4th is a holiday) Chris Pirillo of TechTV's *Call for Help* show fame will speak to us...

XRay Vision Review

Since putting up our website I have been experimenting with different things I could do. I have mastered Hover Buttons, DHTML and a host of other neat things I can do with FrontPage. (I guess I now need to teach myself Dreamweaver in depth.) Anyway, I decided that I wanted to try to put up a webcam. Essentially the webcam takes a picture at certain intervals and uploads it to the web-

[\(Continued on page 3\)](#)

Curmudgeon's Corner by [Walt Parsons](#), DVPC's Official Curmudgeon – Accept No Substitute!

Welcome Epson to the HALL OF SHAME

Being that I just purchased a new Dell desktop computer running Windows XP I have been busy loading my programs and installing my hardware. Everything was going fine until yesterday when I tried to install my Epson Perfection 1200U scanner. Right away Windows XP asked for the CD that came with the scanner and, after taking a quick look at it, declared that it did not have the Microsoft blessing and that nasty things would happen to my computer if I loaded the Scanner driver and that I should go to Epson to get a new driver.

So I went to the Epson web page expecting to find a new Windows XP approved driver. BUT what do I find but a message that Epson expects to have a new driver for this scanner by NOVEMBER 2002.

Now Windows XP came out about November of 2001 so if Epson delivers on their new driver for my scanner it will have been a year or more since they Windows XP came out. Obviously Epson doesn't seem to care that the purchaser of their scanner may not be able to use their purchase once they convert to Windows XP.

Any objections to installing Epson's Scanner department into the HALL OF SHAME?

Computer Reboots Unexpectedly? Found on [WinXPnews.com](#) by [Ron Ogg](#), DVPC

Have you ever been working on your computer, getting more work done or having more fun than you ever imagined possible and then have the computer just restart on you for no reason? Ouch! The problem could be that your computer locked up for some reason and then automatically rebooted. If you want to know that the system locked up instead of just rebooting automatically, do this:

Log on as a member of the Administrators group.

Click the Start button and the right click on the My Computer entry. Click the Properties command.

Click the Advanced tab.

Click the Settings button in the Startup and Recovery frame.

In the Startup and Recovery dialog box, remove the checkmark from the Automatically restart checkbox.

Click OK and then click OK again.

Now when the computer freaks out, you'll know what happened instead of the computer just restarting on you.

.NET SIG Kick-Off Meeting by [Ted Armstrong](#), DVPC

The attendees at the DVPC .NET SIG kick-off meeting came from a variety of IT backgrounds including:

- Consultants
- One person shops
- C# programmers
- VB6 programmers
- ASP programmers
- Network Security administrators

[\(Continued on page 3\)](#)

.NET SIG Kick-Off Meeting...

(Continued from page 2)

Areas of interest include:

- Security issues
- Assisting developers in making make the transition to the object oriented .NET environment
- Learning about developing web services
- Learning more about how .ADO works conceptually
- Getting to know other .NET developers

We plan to achieve our objectives by:

- Offering presenters to speak of different .NET issues
- Having round-table code center
- Having Question and Answers (random access) sessions to address specific coding issues
- Social time getting to know other developers

Immediate plans are:

Develop a web site of services for group members to talk to each other. The purpose is to provide a forum for developers to learn, share, and grow. As of now, the domain name MountDiablo.net has been reserved for this group.

The group will register with INETA, an umbrella organization of .NET user groups.

Upcoming meeting:

Thursday, May 16, 2002 in the Community Room at the Concord Police Department building.

Mike Wolfe, MCSE and Microsoft Technology specialist will speak on security issues and answer questions from the audience.

Bob Erickson, Microsoft .NET development specialist, will demonstrate a stock broker application.

Question and Answer session.

President's Corner & XRay Vision Review...

(Continued from page 1)

site. (Before anyone gets excited, the camera is pointing out of my office window, which is about as boring as it can get.) To accomplish this task you need a camera — I am using a \$20 Logitech webcam and software that will take the picture and FTP (file transfer protocol) the image to your website.

As far as I know, no webcam comes with this software although some cameras do come with software which allow you to upload pictures to their site where you can establish a gallery.

(Continued on page 5)

Moving? Changing Your E-mail Address?

Tell us so you will continue receiving Diablo Blue!

E-mail your name and new information to changes@dvpc.org

SIG News *Compiled by [Nick Chase](#), SIG Coordinator, DVPC, 680-4211*

Advanced Developers SIG *[Ron Ogg](#), SIG Co-Leader – 415-281-0431*

The Advanced Developers SIG is a learning co-op. Every month we choose a topic and let people know where they can learn about it. We then get together and go over the information. We hope that if everyone learns a little on their own, and when we get together everyone can learn a lot. If you are an advanced developer you are invited to join the ADSIG. Beginners will want to get some serious development experience before joining the SIG. See the ADSIG page on the DVPC web site at www.dvpc.org/clarion.html for meeting location, dates, and time.

Advanced Users SIG *[Jeff and Sharon Noyer](#), SIG Co-Leaders – 778-4348*

The Advanced Users SIG meets on the third Thursday of each month at 7:30 p.m. at 4208 Amargosa Drive in Antioch. Directions: Go east on Highway 4 through Antioch to the Hillcrest Avenue exit. At the light at the end of the exit ramp, go right onto Hillcrest Avenue, and then stay towards your left. At the 3rd light, Hillcrest Avenue turns to the left. Go left and stay on Hillcrest. (Landmark: "The Crossings" Shopping Center is at intersection). At the 4th light, go left onto Wildhorse Drive. (Landmark: 7-Eleven on corner at intersection). At the 2nd left turn, go left onto Meadow Lake Drive. At the 4th right turn, go right onto Amargosa Drive. 4208 Amargosa Drive is the 3rd house on your right, blue and white one-story. The Advanced Users SIG is for anyone interested in discussing advanced topics such as hardware and software issues, cutting-edge technologies, networking, Windows NT Server and Workstation, troubleshooting, etc. Please join us to participate in this very informative and educational forum. We hope to see you at the meeting!

Genealogy eSIG *[Peggy Johnson](#), SIG Leader – 676-7522*

The DVPC Genealogy SIG is a group of computer genealogists who share helpful websites, databases and source information found on the internet. It's an opportunity for members seeking help to put forth a question or problem to the SIG and receive suggestions and advice. When you locate a useful website, database or visit a research facility, please email the group of the details so we also can take advantage of this information. If you wish to be included in this Genealogy SIG, please email Peggy Johnson, pegszone@aol.com.

Education and Entertainment SIG *[Alan Mildwurm](#) SIG Leader – 510-770-5770*

The Education & Entertainment SIG usually meets on the fourth Wednesday of each month at Montevideo School in San Ramon at 7:30 p.m. Check the DVPC web site (www.dvpc.org) for information about each month's meeting. The E&E SIG is oriented to exploring the best in education and entertainment software for the PC. Come back in the fall when everyone is invited to attend our meetings, and bring your kids along- they'll have a great time, too! Directions for our next meetings: Take 680 to Bollinger Canyon Road, go west to San Ramon Valley Blvd., go south to Montevideo Rd. and turn left. Proceed east on Montevideo about 3 blocks to Broadmoor and turn left The school is 1 block on the right. We meet in Room 22.

Internet SIG *[Craig Peterson](#), SIG Leader – 671-7025*

The Internet SIG meets at 7:00 p.m. on the third Wednesday of each month at Computer Renaissance, 959 Contra Costa Blvd. in Pleasant Hill. We cover everything about the Internet, from browsing and email to creating your own web site and the tools for doing so. For more information, contact Craig Peterson by email at compmail@pacbell.net or by phone at 671-7025.

June is when we take time and give Dad the same attention we gave Mom last month (and no, he still has plenty of ties from the last few Father's Days, birthdays, Christmas...). Although we meet a few days after Father's Day, let us explore gift giving, sending greetings, and all things "Dad" that are on the web.

.NET SIG *[Ted Armstrong](#), SIG Leader – 939-5874*

The .NET SIG has its meetings on the third Thursday of each month at 7:30 p.m. in the Community Room at Concord

[\(Continued on page 5\)](#)

SIG News...

(Continued from page 4)

Police Department building, 1350 Galindo Street, in Concord (see directions in the Windows SIG announcement below). The SIG is dedicated to the new Microsoft .NET development tools, the newest Microsoft standard for developing cross-platform stand-alone and web-site applications. .NET tools include Microsoft Visual Basic .NET, Microsoft Visual C++ .NET, and Microsoft Visual C#. .NET developers can take advantage of a common toolbox, debugger, and task window, greatly reducing the developer learning curve and ensuring that developers can always choose the language most appropriate for their task and expertise .NET gives developers the tools for integrating solutions across operating systems and languages. The .NET SIG will provide an opportunity for .NET developers at all levels who live or work in the East Bay to network with fellow developers. The SIG will provide speakers on different .NET topics. If you or anyone you know could benefit from this SIG, please come to our meetings. Contact Ted Armstrong at ted1003@yahoo.com for more information.

New Users SIG *Bill Earl, SIG Leader – 939-5874*

The New Users SIG holds its meetings at 6:30 p.m. prior to the regular DVPC monthly meeting on the first Thursday of each month at Bank of America building B. We discuss whatever is confusing or puzzling new PC users. If you are a new user of PCs who would like to meet with other new users – and some experienced users who can answer your questions as well – then join us at the New Users SIG meetings at 6:30 p.m. prior to each DVPC monthly meeting.

PC 101 SIG *Craig Peterson, SIG Leader – 671-7025*

PC 101 (a class on how to use the computer) holds its classes on the Saturday following the general meeting at 1:00 p.m. at the Community Room of the Concord Police Station, 1350 Galindo Street, in Concord (see directions in the Windows SIG announcement below). The classes start at 1:00 pm and end at 3:00. Join us for some hands on, one-on-one help with the nuts and bolts of using computers. Those in the class enjoy the extra time we can devote to each problem, as well as the time to answer questions in class.

Windows SIG *Ron Ogg (415-281-0431) and Walt Parsons (934-0775), SIG Co-Leaders*

The Windows SIG usually meets at the Community Room at the Concord Police Department building on the first Monday of each month at 7:30 p.m. We discuss the latest version of Windows, demonstrate interesting shareware and freeware, and have random access sessions where we all try to answer SIG members' questions. Everyone who uses, is interested in, or is curious about Windows on their PC is invited to attend.

Directions: The Concord Police Department is at 1350 Galindo Street in Concord. From the 242 Freeway take Clayton Road east to Galindo and turn right; the Police Department building is 3 blocks south on your left. From Highway 24 take Monument Blvd. east and continue on Monument Blvd. to where it changes to Galindo; the Police Department building will be on your right a short distance past the signal at Cowell Road.

President's Corner & XRay Vision Review...

(Continued from page 3)

I used XRay Vision, which I got from X10 (www.x10.com). X10 makes a variety of products including switches, security products, controllers, small tv cameras, etc. Their stuff is very ingenious and relatively inexpensive. [Their web advertising pop-unders are a real pain and you can disable them if you go to their About page!]

This software came free with their PC USB TV adapter. This \$69.00 unit converts video from cameras into digital format that the computer can process. It plugs into the USB port which is ideal for laptops, that cannot take a capture card. You don't need this device if you are using a webcam that already plugs into a USB, FireWire/iLink/IEEE1394, serial, or parallel port.

(Continued on page 6)

DVPC Board Meeting Minutes by Tom Krauss, DVPC

Tonight's warm-up theme for discussion was traffic cops. It seems most of those present have at least one story they are willing to tell involving petty moving violations. (Who knows how many more serious incidents they are keeping to themselves? Doubtless quite a few.)

Charlie seems prone to trouble whenever he gets near a motorcycle. He offered up two stories: being stopped because the cycle he had on a rack was blocking his taillights (the officer let him go when Charlie promised to go fight to the auto store and buy cable and auxiliary stoplights, which Charlie maintains he promptly did); and being stopped for muffler and lights violations. Nick was stopped when the bike he was towing came loose and was dragging along the pavement — shades of Chevy Chase and his aunt's dog in *Family Vacation*.

Craig described the tremendous willpower he was able to show when, as a young sailor, he rented a red Camero in Reno and drove it to the Bay area. There is obviously more to this story (a sailor finds himself in Reno and needs to rent a car???) , but this is all we heard.

Nick also told of helping a friend move when the SWAT team descended on them. It seems there had been recent burglaries in the neighborhood and an alert neighbor called in the law. Nick somehow managed to look innocent and escape incarceration.

One of my more unusual contacts with law enforcement, which I did not get to share at the meeting as the pizza arrived and everyone ran to the kitchen, was during a commute from Concord to Rancho Cordova. As I entered Sacramento on route 50, flashing lights appeared directly behind me. I pulled over and a CHP officer ran up to my car. He told me he had to get somewhere else and didn't have time to write a ticket, but he couldn't just let me get away with passing him. (Technically, he merged from an on-ramp as I cruised past at 80+ miles per hour, so I don't think you can call it "passing" him, but I chose not to argue the point). Then he got in his car and drove off.

As pizza was being served Nick shared with us a poster illustrating the MPEG-2 Transport Stream. Let me just say that it answered all my questions.

There was miscellaneous discussion about future speakers. We kicked around the idea of a hardware swap event, but arrived at no solid decision.

Charlie described the new HD projector he just installed in his home and offered a demonstration after the meeting. The meeting ended early so those interested could attend the demo.

President's Corner & XRay Vision Review...

[\(Continued from page 5\)](#)

XRay Vision is very simple to install but the setup can raise a few questions since some settings are not supported and the manual is....not great. Their website is not filled with a lot of helpful info and the tech support although friendly was not overly knowledgeable about their product. (One tech had no idea what the software was supposed to do.) It turned out the problem was on my hosting service's end and a call to Pac Bell solved the problem. Once the setup is

[\(Continued on page 7\)](#)

CALIFORNIA COPY SOURCE

State-of-the-Art Electronic Printing
DESKTOP PUBLISHING - COPYING - PRINTING

1676 No. California Blvd., Plaza #119
Walnut Creek, CA 94596
(925) 256-6898

10% Discount for DVPC Members with this Ad!

President's Corner & XRay Vision Review...

(Continued from page 6)

done, the software works as advertised. A picture is captured at the desired interval (you can set it to capture when motion is detected as well) and it FTPs the picture to our website.



(Continued on page 12)

Email Meeting Notification Available

We're providing an Email Notification service for the DVPC monthly meeting, and for SIGs as well, for all current, paid-up members. If you're interested in receiving an email message announcing each monthly meeting, and for the SIGs you attend, fill out this form and mail to the address on page 16 of this copy of *Diablo Blue*. Note that there's no separate notification for the New Users SIG since it's held on the same night as the monthly meeting.

Send me Email notification of each monthly DVPC meeting and these SIGs:

Name _____

Email Address: _____

Advanced Users SIG	<input type="checkbox"/>	.NET SIG	<input type="checkbox"/>
Advanced Developers SIG	<input type="checkbox"/>	New Users SIG	<input type="checkbox"/>
Education and Entertainment SIG	<input type="checkbox"/>	PC 101 SIG	<input type="checkbox"/>
Genealogy eSIG	<input type="checkbox"/>	Windows SIG	<input type="checkbox"/>
Internet SIG	<input type="checkbox"/>		<input type="checkbox"/>

Windows Temp Folder Tip by [Walt Parsons](#), DVPC

This tip came from [PCWorld](#).

The Windows/Temp folder is supposed to be emptied out every time you close down Windows but perfect as Windows 98 is every once in a long while it freezes up or, heaven forbid, the operator shuts the machine down by hitting the power switch. This results in files being left in the Windows/Temp folder.

You don't want to go into the folder and delete the files because one or more of the files in the folder may be needed for an application currently running in Windows. If one went straight to the Windows/Temp folder when your first boot up the machine your odds would be better but still not perfect. HOWEVER if you put a command in the autoexec.bat file the Windows/Temp folder could be emptied out before Windows even loads up.

SO using sysedit go to your Autoexec.bat file and add the following lines.

```
deltree/y c:\windows\temp
```

```
md c:\windows\temp
```

It works and you'll now have a clean Windows/Temp folder.

Switch to the Diablo Blue Web Edition

*"I am a real computer person and as such recognize the ultimate reality of the '**Paperless Society**'. In keeping with this spirit and in an effort to help DVPC reduce overhead costs, I say "Nay" to a written newsletter. Give it to me electronically, I want to get my copy of DVPC's Diablo Blue off the Web. (I can always print it out on blue paper and don't even have to admit that I did!)"* Turn in this form at the monthly meeting or email to: nopaper@dvpc.org

Name: _____

Address: _____

City: _____

State: _____ Zip: _____ Phone: _____


Email address for meeting notification: _____

Also notify me about these SIGs:

**Bring a Friend to a DVPC Meeting
Help Them Grow their PC Knowledge
Help Grow DVPC Membership**

Google Keyboard Shortcuts found on www.google.com by [Ron Ogg](#), DVPC

Overview

Google Keyboard Shortcuts allows you to explore search results quickly and easily without taking your hands off of the keyboard to use the mouse. After you do a search, start with the **K** key, conveniently located under your right middle finger. Press **K** once to bring up the colorful balls  and then a few times more to move down to the result you're interested in. Gone too far? Press **I** to go back up.


Now press **Enter** to follow that link. If the page is too slow to load, simply press **Backspace** to return to Google's results page, and then press **C** to see the page from Google's cache.

If you want to change your query, press **A** to select the search box and you're ready to go -- your fingers are already in position. Give it a whirl!

Requirements

Internet Explorer 5+, Netscape 6, or Mozilla, Javascript enabled, Cookies enabled (optional); For Macintosh, Netscape 6 or Mozilla is recommended. Google Keyboard Shortcuts does not fully work on Mac Internet Explorer.

Details

1. Press any key to display the colorful balls  next to the first search result.
2. Move to the result you want using these keys:

I ?
J **L**
? ?
K ?

I and **K** move up and down.

J and **L** shift left and right. That is, **L** will send the selection to the AdWords ads along the right side of the window (if any), so that **I** and **K** will move up and down the AdWords. **L** brings the selection back to the search results.

3. **Enter** visits the current result.
4. **C** and **S** go to the Cache or the Similar Pages for the current result.
5. **N** and **P** go to the next and previous pages of results. (Or just keep pressing **K** or **I** past the end of the results.)
6. **A** moves the focus to the search box.

[\(Continued on page 10\)](#)

Get Involved! Learn! Join a SIG today!

Google Keyboard Shortcuts...

(Continued from page 9)

7. **1-9** visit the corresponding result numbers. (**0** visits the tenth result.)
8. On any web page, **Backspace** will bring you back to the previous page in your browser. This is convenient to use when you've visited a web page and want to go back to Google's search results. (Netscape 6 only supports **Alt-leftarrow** for this feature.)
9. **?** or **/** shows a help sheet describing these keys. Or you can click on the "Keyboard Shortcuts" link, but why use the mouse?
10. **Page Up**, **Page Down**, the **Spacebar**, and the arrow keys should scroll the page as they usually do in your browser. But you may not need to use them — let Google Keyboard Shortcuts do the scrolling for you.

Fixing IE 6.0 TIF File Prompt Problem found on the Internet by [Ron Ogg](#), DVPC

Question: Why does Microsoft Internet Explorer (IE) 6.0 prompt me for an action when I click a .tif file, even after I've cleared the "Always ask before opening this type of file" check box?

Answer: When you select a link to a .tif file in IE, the browser will always prompt you to either open or save the file unless you clear the "Always ask before opening this type of file" check box. However, a bug in IE 6.0 can cause the browser to lose this setting, forcing you to make a decision each time you access a .tif file. To resolve this problem, perform the following steps:

1. Start the registry editor (regedit.exe).
2. Navigate to the HKEY_CLASSES_ROOT\.tif subkey.
3. Double-click the Default value and change the value data from TIFImage.Document to Imaging.Document.
4. Navigate to the HKEY_CLASSES_ROOT.tiff subkey.
5. Double-click the Default value and change the value data from TIFImage.Document to Imaging.Document.
6. Close the registry editor.

The problem occurs because TIFImage.Document and Imaging.Document share the same class identifier (CLSID) but the reverse lookup points back to only Imaging.Document when you access a .tif file. Hence, IE 6.0 ignores the registry settings for TIFImage.Document.

Special Raffle Promotion

Bring a guest to a *DVPC* meeting, you get 10 Raffle tickets!
If your guest joins at the meeting, you get 10 Raffle tickets —
and your new member guest *also* gets 10 Raffle tickets!!

Is It Really a Hoax???

by [Dick Curry](#), DVPC

In last month's *Diablo Blue* newsletter Rod Ream of the Pasadena IBM Users Group wrote about e-mail hoaxes and how to spot them. I suspect that you, like me, subscribe to a number of services, such as Symantec or McAfee, that keep you informed by e-mail of the latest in bugs traveling through the Internet. But there are no services that I am aware of that provide e-mail alerts on the latest hoaxes that are in vogue. And as Mr. Ream points out, who needs viruses if a cracker can get a potential victim to do their work via a hoax.

I receive one or two e-mail hoaxes a month (and hoaxes take many forms — not just warnings relating to viruses!). Most times it is a hoax that I am already aware of and have responded to in the past. And, yes, I feel obligated to respond least my silence be presumed by the sender to be my acknowledgement of the validity of the alert.

Much has been written as to how to tell a hoax. Certainly two factors that can lead to a successful hoax are technical sounding language and credibility by association. Have you seen the !0000 hoax that offers a solution to prevent or stop mass-mailing e-mail viruses by adding a dummy !0000 e-mail contact in your address book? I sure was tempted to bite on that one. Quite honestly I can't tell a hoax just by reading it. But I can sure be suspect.

Whenever I receive a warning or something that smells of a chain letter or a message that smacks of myth or urban legend I go to my Favorites list in my browser under a folder that I have titled Viruses and Myths and conduct a search at one (usually more than one) of the links I have listed there. And I note that I have yet to find a single link that provides information on both known viruses and known hoaxes.

My list for hoaxes, myths and urban legends include the following: www.symantec.com/avcenter/hoax.html, vil.nai.com/VIL/hoaxes.asp, www.hoaxkill.com/index2.shtml, www.datafellows.com/news/hoax/, www.urbanlegends.com/, www.vmyths.com/, hoaxbusters.ciac.org/, and www.snopes2.com/. While you have this list in front of you, go online and check each of these links out. Add those you like to your Favorites list or Bookmark them as appropriate.

Next time you receive a suspect warning from a friend, check it out at one of these sites. Highlight and copy applicable comments from the site, if you find them, and paste those comments into a return e-mail to your friend, along with the URL for the site as well as some of your other favorite hoax sites listed here. Suggest that your friend check the site(s) out next time before forwarding on a bogus warning. Also be sure to tell your friend to inform all the people he/she sent the e-mail warning to that their original message was in fact a hoax.

As for sites to check for a known virus or worm, my two favorites are: www.symantec.com/avcenter/ and vil.nai.com/vil/default.asp.

KartOO

found on [Locker gnome](#) by [Ron Ogg](#), DVPC

{Unearthed by Chris Kaminski}

www.kartoo.com is an alternative Web search engine. Chew on this: a reader sends me the link to this new type of search engine. I enter the word "Locker gnome" (what else?) into the search field. What do I see instead of the usual boring list of links? A colorful map littered with those same URLs. Pretty cool, if I do say so myself. There's even a list of categories (on the left) that I can use to narrow my search. Perhaps I'm only interested in reading about different fonts? If you're looking for a new way to look for stuff online, this site put the "ooooe!" in GUI.

"Sort and classify various items of information according to their actual relevance to the query; get an overall view of the different topics related to the request; visualize the semantic links which relate the various items of information to each other."



Get a Friend to Join DVPC!

Outlook Tip by [Ron Ogg](#), DVPC

When you click on a file attachment in Outlook and you accidentally un-check *Always ask before opening this type of file?* the option to select whether you want to open or save the file will no longer be displayed, and the file will always be opened by its default application. Here's how to restore the option: Start Windows Explorer, select *Folder Options* from the Tools or View menu (depending on which version of Windows you're using), click the *File Types* tab, find the file extension in the list, and click the Edit or Change button (again, depending on which version of Windows you're using). If you're using Windows 98, put a checkmark in *Confirm open after download*; if you're using Windows XP click the *Advanced* button and put a checkmark in *Confirm open after download*. Click OK until you're back to Windows Explorer, and close Windows Explorer. The next time you click on an attached file of this type, the dialog box with the option to open or save the file will be displayed.

'No to All' when Overwriting or Deleting Files by [Ron Ogg](#), DVPC

Have you noticed that when you try to overwrite or delete a bunch of files at the same time that a dialog box will sometimes pop up and ask if it's OK to delete or overwrite a particular file? Then you get the options: Yes, No, or Yes to All. What happened to the No to All option? It's not there! However, you can get a No to All effect by holding down the SHIFT key when you click the No button.

Outlook Express X-Ray by [George Griff](#), DVPC

On Wednesday the 24th of May I was perusing the Internet. To be more detailed, it was www.computernewsdaily.com, and there was a tip from a reader giving a description about how to see inside an email message without opening it. Surprise! surprise! because I had previously found this on my own.

This is a neat thing: first open Outlook Express, click View, click Layout, Then deactivate Preview Pane, return back to the main window of Outlook Express. Right click the email message in question, click properties, click details [you can stop there to see the headers, or you can continue on], click message source and drag this to the left upper corner, then grab the bottom right corner, and drag to enlarge it to read the file if it is in text, but if its in HTML you can find something more. Don't go too far, because you questioned this E-mail in the first place, and *prudencia* [my word] dictates that you do not open this potential Bomb.

Sorry, Outlook users, it doesn't support this "message source". What about Netscape Mail? Well I do not know, but you have already opted to live in a different world.

President's Corner & XRay Vision Review...


[\(Continued from page 7\)](#)

Considering the cheap camera and the solar film on my window, not bad! Every minute or so, a fresh picture of the building next door beams itself up.

At the June meeting I will show you more about this software, and SNAGIT which also has this capability!

Give a DVPC Membership Gift Certificate!

**Computer Crossword
"Just an Abbreviated Puzzle"**



Across

- 1. PC (2 words)
- 3. HEX (1 word)
- 4. TV (1 word)
- 7. MAG (1 word)
- 8. PPM (3 words)
- 9. HP (2 words)
- 10. DC (2 words)

Down

- 1. PPH (3 words)
- 2. ROM (3 words)
- 5. LP (2 words)
- 6. M (1 word)
- 9. HZ (1 word)

About the June Crossword Puzzle by [Craig Peterson](#), DVPC

Many times we find ourselves using abbreviations and acronyms when dealing with computers, sometimes without knowing what they stand for. This month's puzzle gives you some of these that are tossed around the work bench and sees if you can give the full meaning to each.

If you need some help, you could try a computer dictionary (either online or at the library) or you can take a real "short cut" and check out the answers at <http://www.dvpc.org/solution.html>.

Diablo Blue Article and Ad Information

Diablo Blue needs articles from the members of DVPC. See your name in print! Achieve fame and fortune! (Well, maybe just some limited fame in Contra Costa County...) We are particularly interested in product and book reviews and articles about your PC experiences.

Commercial advertising is available in Diablo Blue. Prices are \$75 for a full page, \$40 for a half page, and \$25 for a quarter page for one insertion — or get three consecutive insertions for the price of two. For more information, call editor Ronald Ogg, at 415-281-0431 (days). Members of DVPC can submit personal classified ads that will be printed in Diablo Blue for three insertions at no charge. The rules are simple: up to 9 lines (as we typeset it), material must be suitable for publication (the editor is the sole judge of suitability), the member must be in good standing (current dues paid), and ad space is available on a first-come first-served space available basis only. If you want fewer than three insertions note that on your ad copy. If members want their business card reproduced, the rate is \$10 for one insertion, or \$25 for three insertions. The card must be horizontal and must be scanable.

Send your articles or member ad copy as email attachments to the [Newsletter Editor](#), See the deadline information in the Calendar on page 16 of each issue of Diablo Blue.

DVPC on the Internet

DVPC has a web site on the Internet — thanks to our Web Team: Ron Ogg and Stan Umlauft. You can surf your way to our own domain and home page by starting your favorite Web browser and typing the following URL; be sure to save it in your browser's hotlist so you don't have to type it each time: www.dvpc.org.

DVPC Officers and Directors

Alan Mildwurm, President/Programs 510-770-5770 (work)

Nicholas Chase, SIG Coordinator 680-4211 (home)

Will Crites, Publicity 938-1291 (home)

Charlie Crothers, At Large 829-2237 (home)

Dick Curry, At Large 376-5541 (home)

Peggy Johnson, Membership Secretary 676-7522 (home)

Tom Krauss, Secretary 689-9960 (home)

Jessica Mildwurm, Treasurer 829-5858 (home)

Ron Ogg, Newsletter Editor 415-281-0431 (work)

Craig Peterson, Librarian 671-7025 (home)

Stan Umlauft, Web Site 458-5560 (home)

The Board of Directors usually meets the week following the general meeting. Check the DVPC Calendar on page 16 of each issue of Diablo Blue, or the DVPC home page on the Internet (www.dvpc.org) for the meeting date, time, and location. You can reach any of the officers and directors by talking to them at the DVPC monthly meeting, by email to bd@value.net, or leaving a message on the DVPC voicemail System.

DVPC Voice Mail System

DVPC has a computer -based voice mail system. The phone number for the DVPC VMS is 925-556-1449. Hear up-to-date information about monthly and SIG meetings, information about DVPC for potential new members, and a message center for Board of Directors members and SIG Leaders.

Diablo Blue is the monthly newsletter of the Diablo Valley PC Users' Group.
Editor: Ronald Ogg, Mailing: Peggy Johnson

Support DVPC — Get a friend to join!

MEMBERSHIP APPLICATION

Enclose a check for \$30.00 for one year's dues with printed edition of *Diablo Blue*, or \$25.00 for one year's dues with access to the Internet edition of *Diablo Blue* (\$20.00 for students who must enclose a copy of current Student ID), made payable to **DVPC** and mail to: DVPC User's Group, PO Box 3244, San Ramon, CA 94583

Renewal _____ New Member _____ Referred by current member? Name _____

Name: _____

Company/School: _____ Email address: _____

Address: _____

City/State/Zip: _____

Home Phone: _____ Work Phone: _____

Email Address: _____

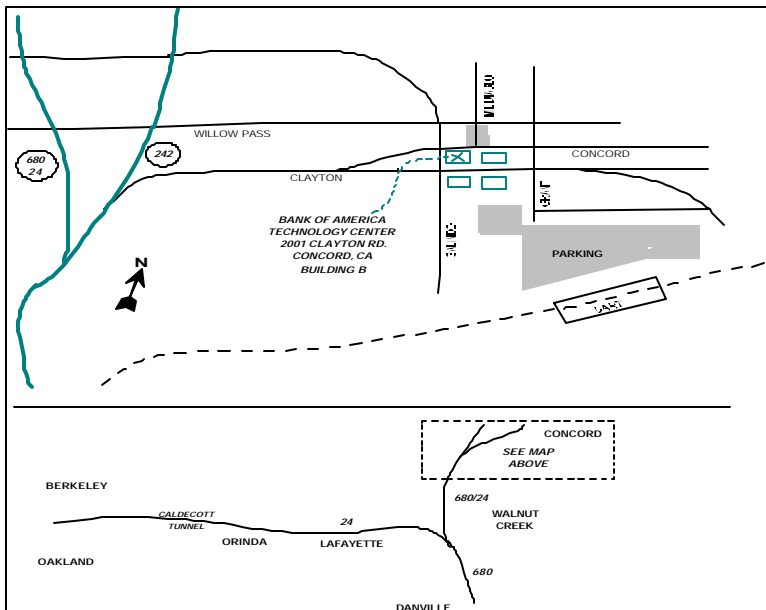
On occasion DVPC publishes a list of members **for distribution to DVPC members only**. Please check how you would like to be listed: **No listing** _____ **List Name and Home** _____ **Work** _____ **phone number(s)** _____

I'm also interested in these SIGs: _____

Directions to Bank of America Building B in Concord

Take the Clayton Road exit off of the 242 Freeway, and go east on Clayton Road. After about 1½ miles you'll come to Galindo, and you'll see the Bank of America complex of four high-rise buildings. Enter the door on the east side near the southeast corner of the building. Building B is the first building on your left, at the northeast corner of Clayton and Galindo. Parking: Turn right on Grant Street (the first block past Galindo), then right into the BART parking lot at the back of the BofA complex. Or turn left on Galindo then right onto Concord Avenue to find street parking.

Be sure to observe parking regulations! Concord parking officers are very efficient!



DVPC June 2002 Calendar

MON	TUE	WED	THU	FRI	SAT
3 Windows SIG 7:30 p.m.	4	5	6 DVPC Monthly Meeting 7:00 p.m. New User's SIG 6:30 p.m.	7	8 PC 101 SIG 1:00 p.m.
10	11	12 DVPC Board Meeting Alan Mildwurm's house 7:00 p.m.	13	14	15
17 Genealogy eSIG See SIG News on page 4	18	19 Internet SIG 7:00 p.m.	20 Advanced Users SIG 7:30 p.m. Advanced Developers SIG 7:00 p.m. .NET SIG 7:30 p.m.	21	22 <i>Diablo Blue deadline: Email articles and ads to the Editor: rogg@value.net</i>
24	25	26 Education & Entertainment SIG 7:30 p.m.	27	28	29
See SIG News starting on page 4 for more information about SIG meeting dates, times, topics, and locations					

TO:

FIRST CLASS MAIL

Diablo Valley PC User's Group
PO Box 3244
San Ramon, CA 94583